

Technical Service Bulletin

June 16, 2025

RA-1592MKII - Version 2.07 Software Release

The software has been updated to include bug fixes and improvements as listed below.

Release Type			
<div></div> Maintenance		Major	Critical

Software Information	
New Version	V2.07

Serial Number (Change will be effective in units after the serial numbers listed below.)	
Black	269-507-1100"
Sliver	769-507-1100

Release Notes
<ul style="list-style-type: none">Implemented Gain Option to introduce an additional volume scheme — “HIGH”. This setting increases the output level specifically within the volume range of 79 to 96, providing enhance audio performance in high-demand scenarios. For standard usage, the default volume scheme — “LOW”, remains sufficient and recommended.Improved software update reliability to avoid unit repeatedly in upgrade mode if an internet update failed or timed out. (Please contact your local dealer if this condition occurs).

For more information or questions please contact your customer service representative.

- - End - -

Technical Service Bulletin

February 27, 2024

RA-1592MKII - Version 2.06 Software Release

The software has been updated to include bug fixes and improvements as listed below.

Release Type			
<div></div> Maintenance		Major	Critical

Software Information	
New Version	V2.06
Previous Version	V2.05

Serial Number (Change will be effective in units after the serial numbers listed below.)	
Black	269-337-1200
Sliver	769-320-1100

Release Notes
<ul style="list-style-type: none"> Production testing bug fixes. Minor bug fixes.

For more information or questions please contact your customer service representative.


-- End --

Technical Service Bulletin

December 13, 2023

RA-1592MKII - Version 2.05 Software Release

The software has been updated to include bug fixes and improvements as listed below.

Release Type			
 Maintenance		Major	Critical

Software Information	
New Version	V2.05
Previous Version	V2.04

Serial Number (Change will be effective in units after the serial numbers listed below.)	
Black	269-337-1200
Sliver	769-320-1100

Release Notes
<ul style="list-style-type: none">• Fixed a bug where the online update stuck at “Check Update...” if performing an online update right after a warm reboot.• Fixed a bug where the display had a subtle blink when the user adjusted dimmer brightness in the Setup menu.• Fixed a bug where the Power LED dimmer setting did not take effect in sleep mode.• Minor bug fixes.

For more information or questions please contact your customer service representative.


- - End - -

Technical Service Bulletin

August 10, 2023

RA-1592MKII - Version 2.04 Software Release

The software has been updated to include bug fixes and improvements as listed below.

Release Type			
 Maintenance		Major	Critical

Software Information	
New Version	V2.04
Previous Version	V2.03

Serial Number (Change will be effective in units after the serial numbers listed below.)	
Black	269-320-1100
Sliver	769-320-1100

Release Notes
<ul style="list-style-type: none">• Fixed a bug where OPT3 and COAX3 were missing in Fix Volume menu.• Updated the Network Configuration menu to improve user experience.• Other minor bug fixes.

For more information or questions please contact your customer service representative.

-- End --

Technical Service Bulletin

May 10, 2023

RA-1592MKII - Version 2.03 Software Release

The software has been updated to include bug fixes and improvements as listed below.

Release Type			
 Maintenance		Major	Critical

Software Information	
New Version	V2.03
Previous Version	V2.02

Serial Number (Change will be effective in units after the serial numbers listed below.)	
Black	269-312-1100
Silver	769-312-1100

Release Notes
<ul style="list-style-type: none">Minor bug fixes and improvements

For more information or questions please contact your customer service representative.


- - End - -

Technical Service Bulletin

June 20, 2022

RA-1592MKII - Version 2.02 Software Release

The software has been updated to include bug fixes and improvements as listed below.

Release Type			
 Maintenance		Major	Critical

Software Information	
New Version	V2.02
Previous Version	V2.01

Serial Number (Change will be effective in units after the serial numbers listed below.)	
Black	269-222-1200
Silver	769-211-1200

Release Notes
<ul style="list-style-type: none">Implemented Home Theater Bypass to allow the front left and right speakers to be utilized for both music and movies. Connect the Front Left and Front Right analog pre-outputs of a Home Theatre Receiver or Surround Sound Processor to the Rotel AUX or BAL-XLR source inputs and enable Home Theatre Bypass in the Rotel setup menu. When the Home Theater Bypass source is selected via the front panel or remote control on the Rotel product the analog audio will bypass the volume controller and route the audio directly to the amplification stage allowing audio from the Home Theater product to utilize the Rotel unit's amplifiers for the front channels. A gain level adjustment setting —Home Theater Bypass Level — is also available in the SETUP menu after Home Theatre Bypass is enabled for precise gain control of the amplification stage.Other minor bug fixes.

For more information or questions please contact your customer service representative.


-- End --

Technical Service Bulletin

June 20, 2022

RA-1592MKII - Version 2.01 Software Release

The software has been updated to include bug fixes and improvements as listed below.

Release Type			
 Maintenance		Major	Critical

Software Information	
New Version	V2.01
Previous Version	V2.00

Serial Number (Change will be effective in units start from the serial numbers listed below.)	
Black	269-209-1001
Silver	769-209-1001

Release Notes
<ul style="list-style-type: none">Added AUTO option into Signal Sense to monitor all Signal Sense available sources. (This feature is not available in all markets.) When Signal Sense is enabled and the current listening source is a Signal Sense available source, the unit will enter Signal Sense Standby mode after 10 minutes no audio signal detected. When Signal Sense = AUTO and an audio signal is detected on any Signal Sense available sources during Signal Sense Standby, the system will turn on the unit and switch to that source.Implemented AC Power Option to allow the unit to remain in standby mode in the event of a power failure to avoid the unit powering on to operating mode after the AC power is restored.Other minor bug fixes.

For more information or questions please contact your customer service representative.

-- End --